
















Meter Selection Guide



Email: sales@cet-global.com
Website: www.cet-global.com

Key Features		iMeter 6	iMeter 7A	iMeter 8	iMeter D7	PMC-D726M	PMC-53A	PMC-53M-A	PMC-53A-E	PMC-592	PMC-512A
General	Class (kWh)	0.2S	0.2S	0.2S	0.2S	1	0.5S	0.5S	0.5S	0.5S	1
	Dimensions (WxHxD/mm)	 96x96x119.5	 144x144x128	 192x192x182.4	 145x124x77	 72x72x76.8	 96x96x88	 96x96x88	 96x96x88	 260.5x154x55.5	 126x90x65
	Display (Backlit)	Color IPS 320x240 (Backlit)	Color TFT 800x480 (Backlit)	Color TFT 800x480 (Backlit)	Color IPS 320x240 (Backlit)	B&W (Backlit)/LED	Dot-Matrix LCD (Backlit)	B&W (Backlit)	Dot-Matrix LCD (Backlit)	Optional Color TFT 800x480 (Backlit)	B&W (Backlit)
	True RMS Sampling Rate	256	1024	1024	1024	64	64	64	64	64	64
	Battery-backed Real-time Clock	√	√	√	√	-	√	√	√	√	√
	Operating Temperature (°C)	-25 to 70	-25 to 70	-25 to 70	-25 to 70	-25 to 70	-25 to 70	-25 to 70	-25 to 70	-25 to 70	-25 to 70
Communications	Protocol	Modbus RTU, Modbus TCP, HTTPS, SNTP, SMTP/SMTSP, FTPS, SNMP, Ethernet Gateway, IEC61850	Modbus RTU, Modbus TCP, HTTPS, NTP, SMTSP, SNMP, FTPS, Ethernet Gateway, MQTT, IPsecVPN and IEC61850, IEC61850 (PTP)	Modbus RTU, Modbus TCP, HTTPS, SNTP, SMTP, FTP, Ethernet Gateway, IEC61850, IEC61850 (PTP)	Modbus RTU, Modbus TCP, HTTPS, SNTP, SMTP, FTP, MQTT, IPsecVPN, Ethernet Gateway, IEC61850, IEC61850 (PTP)	Modbus RTU	Modbus RTU, BACnet MS/TP, Metasys N2 and DNP3.0	Modbus RTU	Modbus RTU, Modbus TCP, HTTP, BACnet, DNP3.0, Ethernet Gateway, SNTP, SMTP, TFTP	Modbus RTU, Modbus TCP, SNTP, SMTP, HTTP	Modbus RTU
	RS-485 Port	1	1	2	1	1	1 + (1 Opt.)	1	1	2	2
	Ethernet port	1	2	2	2	-	-	-	1	1	-
	Web Server	√	√	√	√	-	-	-	√	√	-
I/O	Digital Input (DI)	6	4 (8 Opt.)	8 or (16 Opt.)	4	(2 Opt.)	(6 Opt.)	(4 Opt.)	4	2	12
	Pulse Counter	√	√	√	√	-	√	√	√	√	√
	Mechanical Digital Output (DO)/ Solid State Output (SS)	3DO	3DO (Opt. 1DO +2SS or Opt. 5DO)	4DO+4SS (Opt. 8DO +4SS or 4DO+2SS)	3DO or (3 Opt.)SS	(2 Opt.)DO	(4 Opt.)DO or (4 Opt.)SS	(2 Opt.)DO	2DO or (2 Opt.)SS	2DO	1DO
	Analog Input (AI), 0/4-20mA	(1 Opt.)	(2 Opt.)	(2 Opt.)	(2 Opt.)	-	(1 Opt.)	-	(1 Opt.)	-	-
	Analog Output (AO), 0/4-20mA	-	-	(1 or 2 Opt.)	-	(1 Opt.)	(1 Opt.)	-	-	-	-
	kWh & kvarh Pulse Output (LED)	√	√	√	√	√	√	√	√	√	√
	kWh & kvarh Pulse Output	-	2	4 (2 Opt.)	3	-	(4 Opt.)	-	(2 Opt.)	-	-
	IRIG-B (GPS)	√	√	√	√	-	-	-	-	-	-
Measurements	ULN per Phase & Avg.	√	√	√	√	√	√	√	√	√	√
	ULL per Phase & Avg.	√	√	√	√	√	√	√	√	√	√
	Current per Phase & Avg.	√	√	√	√	√	√	√	√	√	√
	Neutral Current (Meas./Calc.)	√	√	√	√	(Calc.)	√	(Calc.)	√	Meas.	√
	Frequency	√	√	√	√	√	√	√	√	√	√
	kW per Phase & Total	√	√	√	√	√	√	√	√	√	√
	kvar per Phase & Total	√	√	√	√	√	√	√	√	√	√
	kVA per Phase & Total	√	√	√	√	√	√	√	√	√	√
	PF per Phase & Total	√	√	√	√	√	√	√	√	√	√
	kWh Import/Export	√	√	√	√	√	√	√	√	√	√
	kvarh Import/Export	√	√	√	√	√	√	√	√	√	√
	kVAh Total	√	√	√	√	√	√	√	√	√	√
	Demands & TOU	√	√	√	√	√	√	Dmd. Only	√	√	Dmd. Only
	Maximum Demand	√	√	√	√	√	√	√	√	√	√
Setpoints	√	√	√	√	√	√	√	√	√	√	
Power Quality	THD Voltage & Current	√	√	√	√	√	√	√	√	√	√
	TOHD Voltage & Current	√	√	√	√	√	√	√	√	√	√
	TEHD Voltage & Current	√	√	√	√	√	√	√	√	√	√
	K-Factor	√	√	√	√	√	√	√	√	√	√
	Individual Harmonics	2 nd - 63 rd	2 nd - 63 rd	2 nd - 63 rd	2 nd - 63 rd	2 nd - 31 st	2 nd - 31 st	2 nd - 31 st	2 nd - 31 st	2 nd - 31 st	2 nd - 31 st
	Voltage/Current Unbalance	√	√	√	√	√	√	√	√	√	√
	Waveform Capture on Screen	√	√	√	√	-	√	-	√	-	-
	Waveform Recording	√	√	√	√	-	-	-	-	√	-
	Dip Swell Detection	√	√	√	√	-	-	-	-	√	-
	Transient Detection	√	√	√	√	-	-	-	-	-	-
	IEC61000-4-30	Ed. 3 Class S Compliant	Ed. 3 Class A Compliant	Ed. 3 Class A Compliant	Ed. 3 Class A Compliant	-	-	-	-	-	-
2-150kHz Conducted Emission	-	Compliant	Compliant	Compliant	-	-	-	-	-	-	
Logs	SOE Log	512 entries	1024 entries	1024 entries	1024 entries	16 entries	100 entries	100 entries	100 entries	1000 entries	512 entries
	PQ Log	512 entries	1024 entries	1024 entries	1024 entries	-	-	-	-	-	-
	Energy Log	√	√	√	√	-	√	-	√	√	√
	Max./Min. Log	√	√	√	√	-	√	√	√	√	-
	On-board Log Memory	1GB	4GB	8GB	4GB	-	(4MB Opt.)	-	8MB	1GB	4MB

Legend: (Opt.)-Optional (Via Comm.)-Via Communication (Meas./Calc.)-Measured Value/Calculated Value (Dmd.)-Demand

Key Features		PMC-220	PMC-230	PMC-340	PMC-350-C	PMC-352
General	Class (kWh)	0.5	1	0.5 for 100A Direct Input, 0.5S for 5A CT Input	1	1
	Dimensions (WxHxD/mm)	 36x90x65	 72x90x68	 126x90x65	 72x95x70	 36x90x65
	Display (Backlit)	B&W (No Backlit)	B&W (No Backlit)	B&W (No Backlit)	B&W (No Backlit)	-
	True RMS Sampling Rate	36	36	64	64	64
	Battery-backed Real-time Clock	-	√	√	√	-
	Operating Temperature (°C)	-25 to 70	-25 to 70	-25 to 70	-25 to 70	-25 to 70
Communications	Protocol	Modbus RTU	Modbus RTU	Modbus RTU	Modbus RTU (Optional LoRaWAN support at AS923-1/2/3/4/KR920/EU868)	Modbus RTU (Built-in LoRa with configurable ISM Bands for EU863-870, RU864-870, IN865-867, US902-928, AU915-928, AS920-923 and AS923-925)
	RS-485 Port	1	1	1	1	1
	Ethernet port	-	-	-	-	-
	Web Server	-	-	-	-	-
I/O	Digital Input (DI)	-	3	(3 Opt.)	(4 Opt.)	3
	Pulse Counter	-	√	√	√	√
	Mechanical Digital Output (DO)/ Solid State Output (SS)	1SS	1SS	1SS	(2 Opt.)DO or (2 Opt.)SS	-
	Analog Input (AI), 0/4-20mA	-	-	-	-	-
	Analog Output (AO), 0/4-20mA	-	-	-	-	-
	kWh & kvarh Pulse Output (LED)	√	√	√	√	-
	kWh & kvarh Pulse Output	1	1	1	2	-
IRIG-B (GPS)	-	-	-	-	-	
Measurements	ULN per Phase & Avg.	1 phase only	1 phase only	√	√	√
	ULL per Phase & Avg.	-	-	√	√	√
	Current per Phase & Avg.	1 phase only	1 phase only	√	√	√
	Neutral Current (Meas./Calc.)	-	-	(Calc.)	√	-
	Frequency	√	√	√	√	√
	kW per Phase & Total	1 phase only	1 phase only	√	√	√
	kvar per Phase & Total	1 phase only	1 phase only	√	√	√
	kVA per Phase & Total	1 phase only	1 phase only	√	√	√
	PF per Phase & Total	1 phase only	1 phase only	√	√	√
	kWh Import/Export	√	√	√	√	√
	kvarh Import/Export	√	√	√	√	√
	kVAh Total	√	√	√	√	√
	Demands & TOU	-	√	√	√	Dmd. Only
Maximum Demand	-	√	√	√	-	
Setpoints	-	-	-	√	√	
Power Quality	THD Voltage & Current	-	√	√	√	√
	TOHD Voltage & Current	-	-	√	√	√
	TEHD Voltage & Current	-	-	√	√	√
	K-Factor	-	-	√	√	-
	Individual Harmonics	-	-	2 nd - 31 st	2 nd - 31 st	2 nd - 31 st
	Voltage/Current Unbalance	-	-	√	√	√
	Waveform Capture on Screen	-	-	-	-	-
	Waveform Recording	-	-	-	-	-
	Dip Swell Detection	-	-	-	-	-
	Transient Detection	-	-	-	-	-
	IEC61000-4-30	-	-	-	-	-
2-150kHz Conducted Emission	-	-	-	-	-	
Logs	SOE Log	-	32 entries	16 entries (Opt.)	100 entries	16 entries
	PQ Log	-	-	-	-	-
	Energy Log	-	√	√	√	-
	Max./Min. Log	-	-	√	√	-
	On-board Log Memory	-	4MB	(2MB Opt.)	4MB	8KB

DIN Rail Meters

Legend: (Opt.)-Optional (Via Comm.)-Via Communication (Meas./Calc.)-Measured Value/Calculated Value (Dmd.)-Demand